

Table of Contents



I	Company Overview
II	Industry Overview and Growth Potential
III	Company Core Competitive Advantages
IV	Financial Highlights
V	Key Takeaways



ABSOLUTE CLEAN ENERGY
PUBLIC COMPANY LIMITED

Company Overview

A wide-angle photograph of a large industrial power plant at dusk. The sky is a deep blue with some light clouds. The plant features several tall, white smokestacks and large, rectangular buildings with many windows. Some windows are illuminated from within, and there are bright lights on the ground level. To the right, there are large, cylindrical storage tanks. The entire scene is reflected in a calm body of water in the foreground, which also shows some light trails from the sky.

“A world leading clean and sustainable power producer, that is responsible for environment, society, and shareholders under good governance”



To accommodate the issuing of index to provide a benchmark of investment in the Stock Exchange of Thailand, the SET50 Index and the SET100 Index were launched. These indices are calculated, respectively, from the stock prices of the top 50 and 100 listed companies on SET.



A list of companies achieving the CG scores of “Very Good” level of recognition are publicized along with the publication of the CGR report and the public seminar jointly held by The Stock Exchange of Thailand, and Thai IOD.



FTSE Russell is a subsidiary of London Stock Exchange Group (LSEG) that produces, maintains, licenses, and markets stock market indices. The brand and division FTSE Russell was introduced in 2015, while integrating the indexing services of FTSE index series and Russell index series.

- ACE is included in the FTSE SET Mid Cap index and the FTSE SET Shariah index.



MSCI is an acronym for Morgan Stanley Capital International. It is an investment research firm that provides stock indexes, portfolio risk and performance analytics, and governance tools to institutional investors and hedge funds. MSCI is perhaps best known for its benchmark indexes—including the MSCI Emerging Market Index and MSCI Frontier Markets Index—which are managed by MSCI Barra.

- ACE is included in the MSCI Global Small Cap index.

ACE The clean energy leader



***Convert Plants
and Agri-residue
to Energy***



ACE The clean energy leader



**Convert *Waste*
to Energy**



**Convert *Plants and Agri-residue*
to Energy**

ACE The clean energy leader



**Convert *Waste*
to Energy**



**Convert *Sunlight*
to Energy**

ACE The clean energy leader

ACE

ABSOLUTE CLEAN ENERGY
PUBLIC COMPANY LIMITED

40 Years Strong foundation in Integrated Agricultural Industry

“A world leading clean and sustainable power producer that is responsible for environment, society and shareholders under good governance”

“เป็นผู้นำด้านการผลิตพลังงานสะอาดและยังยืนต้นแบบของโลก ที่มีความรับผิดชอบต่อสิ่งแวดล้อม สังคม และผู้ถือหุ้น ภายใต้หลักธรรมาภิบาล”

Thailand's Current Largest “Professional-Run” Biomass Power Producer

Thailand's Leading Renewable Power Producer

The Green & Clean Energy Leader



ACE

ABSOLUTE CLEAN ENERGY
PUBLIC COMPANY LIMITED

Innovative
Private
Power
Producer
for
Absolute
Clean
Energy

55+1 Power Plants^{/1}
(22 in Operations)
518.47+9.9 MW^{/1}

Biomass (13+13+1)^{/1}
317.9 MW^{/1}

Biogas (18)
59.0 MW

Solar (6)
5.32 MW

MSW (2+2)
31.8 MW

Co-generation (1)
114.35 MW

Expected Installed Capacity
1 GW (Gross)
+36% MW CAGR^{/2}

ACE's Biomass power plant (27 power plants, 317.9 MW)^{1,2,3}



ACP1 Ban Bueng



ALCP1 Si Chiang Mai



AAPP2 Chokchai



ACP2 Phonthong



ALCP2 Sirindhorn



AAP1 Nam Phong

Remark: /1 Including APP's capacity MW of 9.9, Currently, APP's shareholders sent LOI for APP share purchase proposal to ACE
/2 Capacity MW
/3 Including UA Wittaya plc biomass power plants of 26.9 MW

- **COD 13 power plants = 125.9 MW**
- **Under development 14 power plants = 192.0 MW**

ACE's Biomass power plant (27 power plants, 317.9 MW)^{1,2,3}



ACP3 Bo Ploy



AAPP1 Tanee



ABA1 Thoen



AAE Muang Korat



ABE Don Mon



ACES Muang Burirum



ACP4 Klong Klung

Remark: /1 Including APP's capacity MW of 9.9, Currently, APP's shareholders sent LOI for APP share purchase proposal to ACE
/2 Capacity MW
/3 Including UA Wittaya plc biomass power plants of 26.9 MW

- COD 13 power plants = 125.9 MW
- Under development 14 power plants = 192.0 MW

ACE's MSW power plant (4 power plants, 31.8 MW)^{/1}



MSW Khon Kaen



MSW Krabi

ACE's Co-generation power plant (1 power plant, 114.35 MW)¹



AAA Chachoengsao

ACE's Solar power plant (6 power plants, 5.32 MW)^{/1}



FLOATING SOLAR 1 Project
Chok Chai, Nakhon Ratchasima



SOLAR ROOFTOP 1 Project
Sriracha, Chonburi



SOLAR ROOFTOP 1 Project
(Extension), Sriracha, Chonburi



SOLAR ROOFTOP 2 Projects
Chok Chai, Nakhon Ratchasima



SOLAR ROOFTOP 3 Project
Mueng, Samut Sakhon

ACE at a Glance



ACE

ABSOLUTE CLEAN ENERGY
PUBLIC COMPANY LIMITED

Innovative
Private
Power
Producer
for
Absolute
Clean
Energy

>90% Capacity Factor^{/1}

Biomass: 98%
MSW: 96%
Cogeneration: 82%

Feedstock Incineration Capability

ACE: Up to 65% moisture content^{/2} of mixed fuel
Others: Up to 40%



Largest Portion Bidding Winner

SPP Hybrid Firm Bidding

76 MW

196 MW

50 MW

100 MW

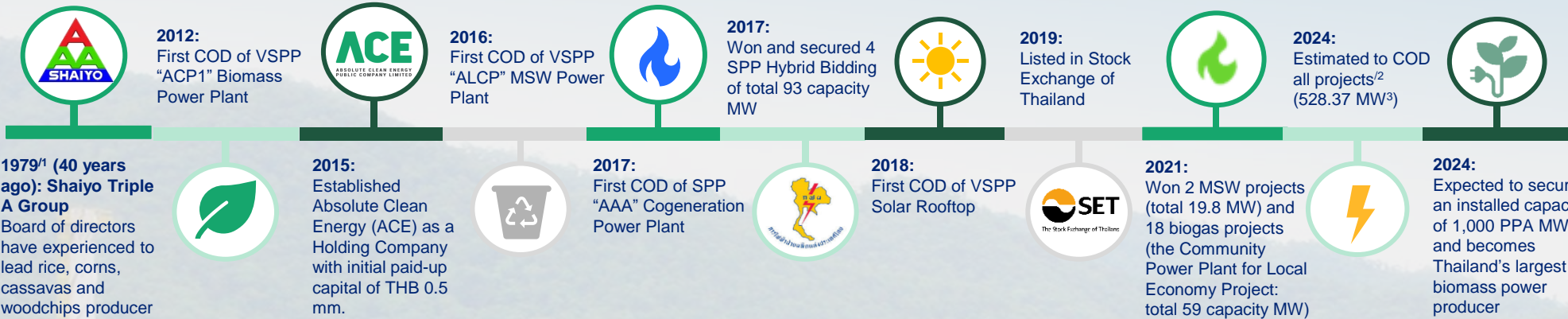
Community Power Plants for Local Economy Bidding

18 **Source:** ERC, company website/annual report
Remark: /1 Average capacity of all power plant type of ACE
/2 Feedstock burn capacity for biomass power plant



ACE's Key Development Milestones

“A world leading clean and sustainable power producer, that is responsible for environment, society and shareholders under good governance”



Overview of ACE's Portfolio

ACE Business Portfolio in Thailand : March 2022

Power Type

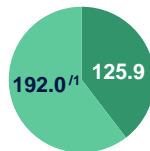
Power Plant

Others

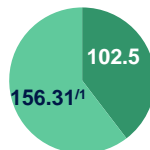


Biomass

13+13+1^{/1}



Total: 317.9^{/1}

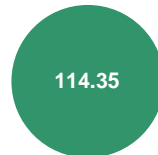


Total: 258.81^{/1}



Co- gen

1+0



Total: 114.35

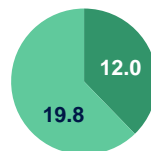


Total: 90.0

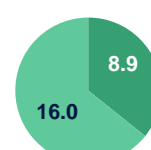


MSW

2+2



Total: 31.8



Total: 24.9



Solar

6+0



Total: 5.32

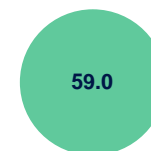


Total: 5.32^{/2}



Biogas

0+18



Total: 59.0



Total: 50.0



Waste Landfill

1+0

COD: 23
Pipeline: 34^{/1}

Total: 57^{/1}

COD: 257.57
Pipeline: 270.80

Total: 528.37

COD: 206.72
Pipeline: 222.31

Total: 429.03



Existing

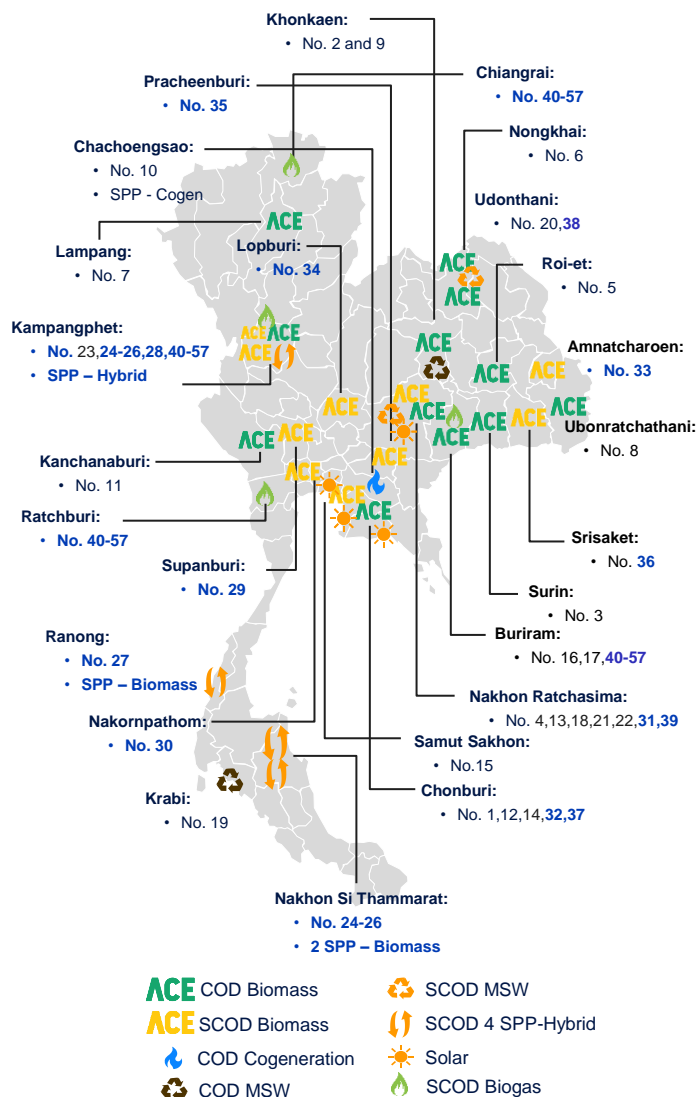
Under Development + Pending for Development

Well-Balanced Portfolio with Diversified Locations



Assets Overview

- Operating projects
- Under development projects & Pending for development projects

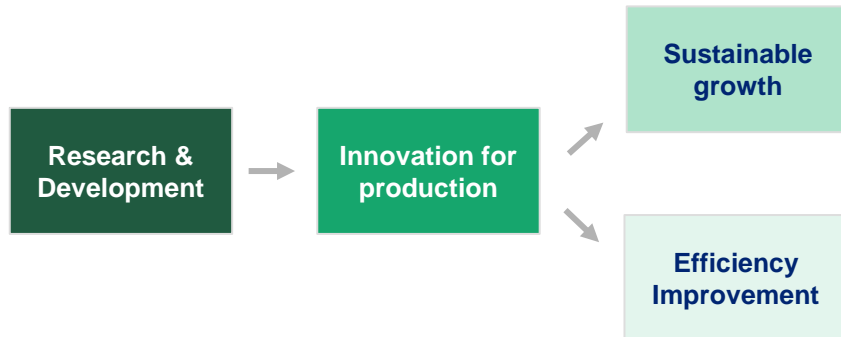


	Type	Installed / Equity MW	PPA MW	Location	COD / SCOD Date	Status
Existing Projects (23 Projects)	1 VSPP - Biomass	9.9	8	Chonburi	24/4/2012	COD
	2 VSPP - Biomass	9.9	8	Khonkaen	2/5/2012	
	3 VSPP - Biomass	9.9	8	Surin	30/10/2012	
	4 VSPP - Biomass	9.9	8	Nakhon Ratchasima	16/1/2013	
	5 VSPP - Biomass	9.9	8	Roi-et	4/6/2013	
	6 VSPP - Biomass	9.9	8	Nongkhai	26/12/2013	
	7 VSPP - Biomass	9.9	8	Lampang	9/7/2014	
	8 VSPP - Biomass	9.9	8	Ubonratchathani	14/8/2015	
	9 VSPP - MSW	6	4.5	Khonkaen	29/11/2016	
	10 SPP - Cogen	114.35	90	Chachoengsao	10/2/2017	
	11 VSPP - Biomass	9.9	8	Kanchanaburi	16/8/2017	
	12 VSPP - Solar Rooftop	1	1	Chonburi	20/11/2018	
	13 VSPP - Solar Rooftop	0.73	0.73	Nakhon Ratchasima	22/2/2019	
	14 1 Solar Rooftop	1	1	Chonburi	27/9/2019	
	15 1 Solar Rooftop	0.83	0.83	Samut Sakhon	22/5/2020	
	16 VSPP - Biomass	7.5	6.5	Buriram (ACES)	24/1/2006	
	17 VSPP - Biomass	9.5	8	Buriram (ABE)	6/2/2008	
	18 VSPP - Biomass	9.9	8	Nakhon Ratchasima (AAE)	10/11/2011	
	19 VSPP - MSW	6	4.4	Krabi	28/12/2020	
	20 Waste Landfill	N/A	N/A	Udonthani	5/1/2021	
	21 1 Solar Rooftop	0.24	0.24	Nakhon Ratchasima	25/2/2021	
	22 Floating Solar	1.515	1.515	Nakhon Ratchasima	31/3/2021	
	23 VSPP - Biomass	9.9	8	Kamphangphet	26/11/2021	
Under Development and pending for development (34 projects)	24-26 3 SPP - Hybrids	70	56.31	Nakhon Si Thammarat / Kamphangphet	Within 2022 ²	PPA signed
	27 1 SPP - Hybrid	23	20	Ranong	Within 2023	EIA Approved
	28 VSPP - Biomass	9.9	8	Kamphangphet	Within 2022 ²	Under negotiation SCOD
	29 VSPP - Biomass	9.9	8	Supanburi	Within 2022 ²	
	30 VSPP - Biomass	9.9	8	Nakornpathom	Within 2022 ²	
	31 VSPP - Biomass	9.9	8	Nakhon Ratchasima	Within 2022 ²	
	32 VSPP - Biomass	9.9	8	Chonburi	Within 2022 ²	
	33 VSPP - Biomass	9.9	8	Amnatcharoen	Within 2022 ²	
	34 VSPP - Biomass	9.9	8	Lopburi	Within 2022 ²	
	35 VSPP - Biomass	9.9	8	Pracheenburi	Within 2022 ²	Under consideration of Administrative Court
	36 VSPP - Biomass	9.9	8	Srisaket	Within 2022 ²	
	37 VSPP - Biomass ¹	9.9	8	Chonburi	Within 2022 ²	Under negotiation SCOD
	38 VSPP - MSW	9.9	8	Udonthani	Within 2023	Pending for PPA
	39 VSPP - MSW	9.9	8	Nakhon Ratchasima	Within 2023	Pending for PPA
	40-57 VSPP - Biogas	59	50	Chiangrai / Kampaengphet / Buriram / Ratchburi	2023 - 2024	Pending for PPA
Total		57	528.37	429.03		

ACE's Strategy, Core Value & Competency



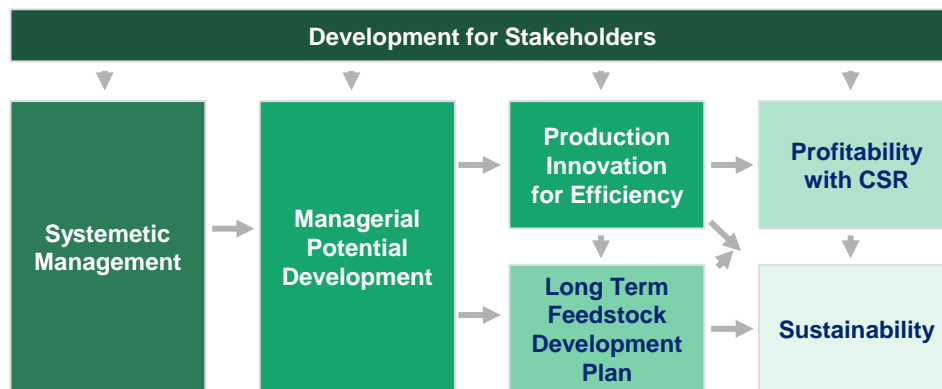
ACE's Core Competency



ACE's Core Value Operation



ACE's Strategy



ACE's Corporate Culture

