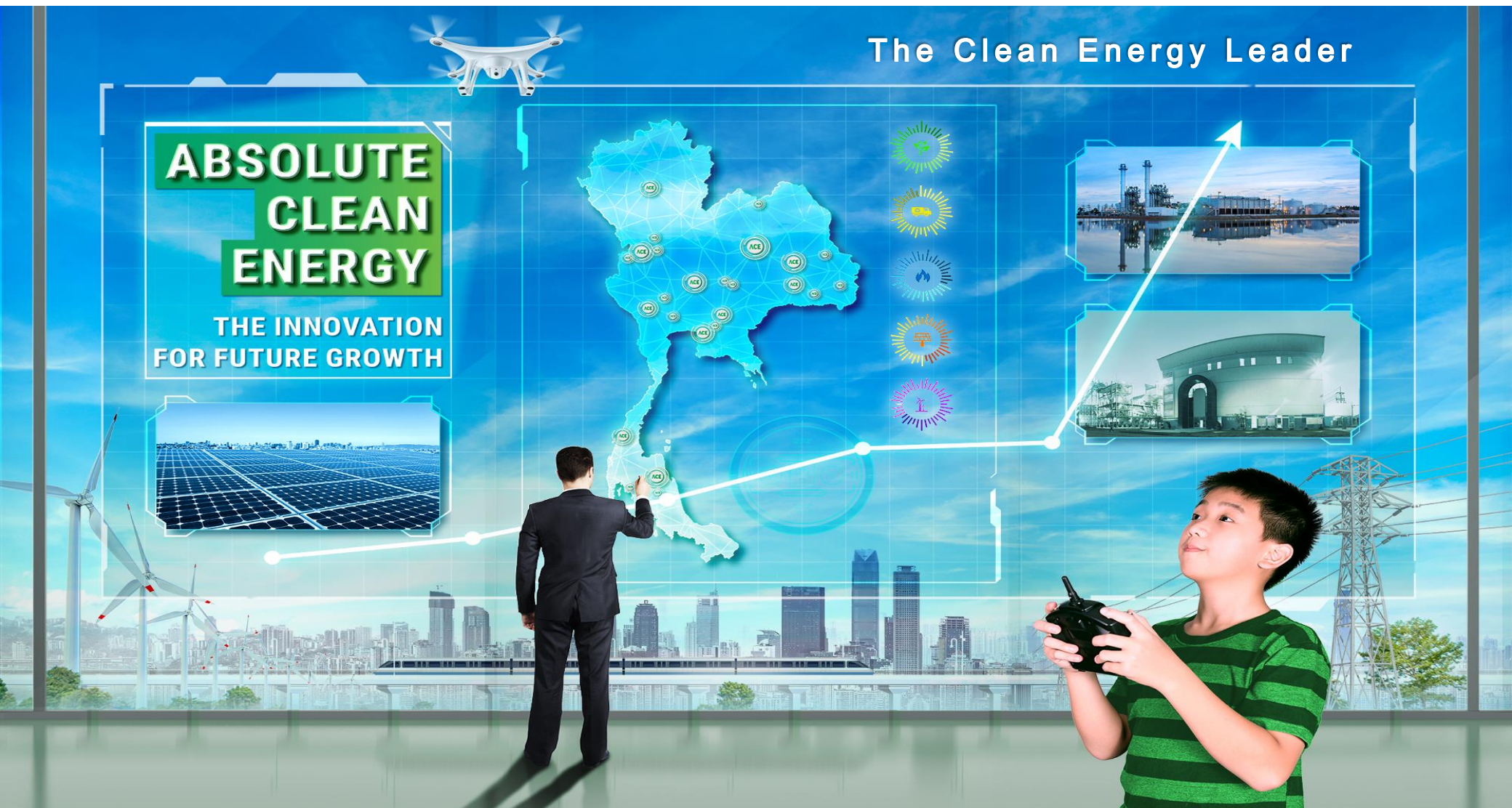


# Table of Contents



I	Company Overview
II	Industry Overview and Growth Potential
III	Company Core Competitive Advantages
IV	Financial Highlights
V	Key Takeaways



The Clean Energy Leader

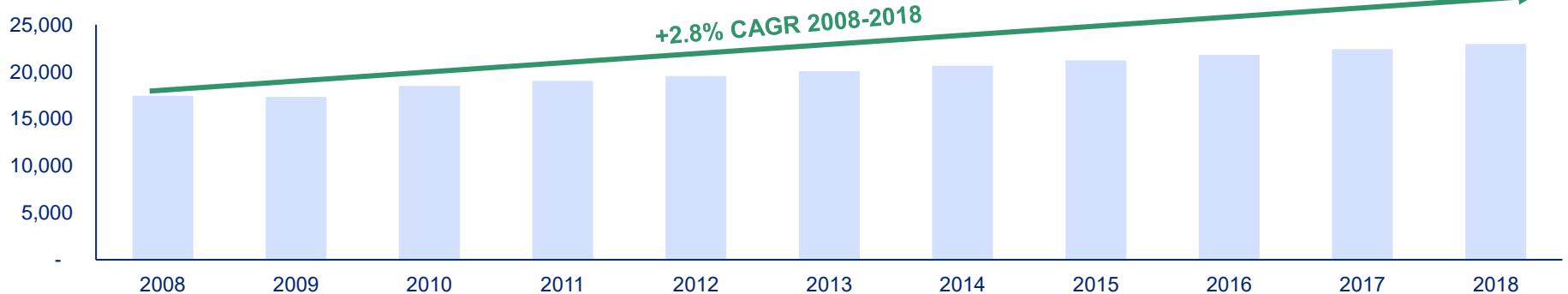
# Electricity Consumption, Resilience Growth Throughout Country Crisis



*Electricity consumption is gradually growing amid the country's instability*

## World Electricity Consumption

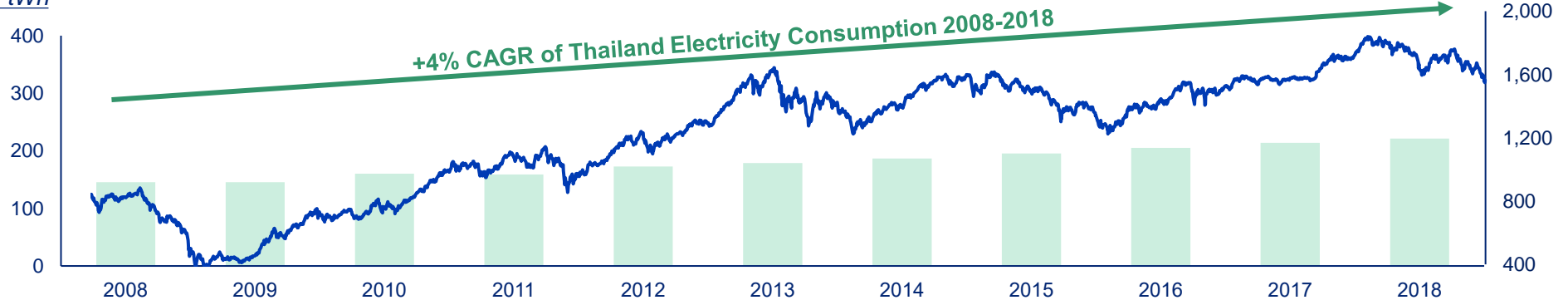
Unit: tWh



## Thailand Electricity Consumption VS SET index

Unit: tWh

SET Index



- A crisis in the sub-prime mortgage market in USA (Hamburger Crisis)
- Red Shirt start protesting and stormed a hotel in Pattaya that was the venue for ASEAN summit
- Red Shirt took over the Ratchaprasong
- State of Emergency announced by Thai Gov't
- Major flooding around Bangkok Metropolitan Area
- Flooding attack the Southern part of Thailand
- Year of GDP Curtailment
- Anti-Gov't by PDRC
- Bangkok Shutdown
- Military Government in action
- Coup d'etat
- Bomb at Ratchaprasong
- High market volatility due to domestic unprecedented negative factor
- Certain market volatility with improved market condition
- Uncertainty from interest rate hike by FED

# Global and Domestic Trend to Support Renewable Energy

**Paris Agreement:** Around 88% of the world have ratified or acceded to the Agreement. Thailand government has ratified the agreement.



**World Zero Carbon:** Government around the world is collaborating to aim for net zero carbon by 2050.


Sample Approach from Countries and States:

Norway



Target Date: 2030  
Status: In law

France



Target Date: 2050  
Status: In law

California



Target Date: 2045  
Status: Executive Order

United Kingdom



Target Date: 2050  
Status: In law

**EV Revolution:** EV trend is coming with 1) Fossil fuel vehicle bans 2) Renowned automakers are making promises on EV

United Kingdom



Announced end sales of gas and diesel cars by 2040

France



Announced end sales of gas and diesel cars by 2040

Netherlands

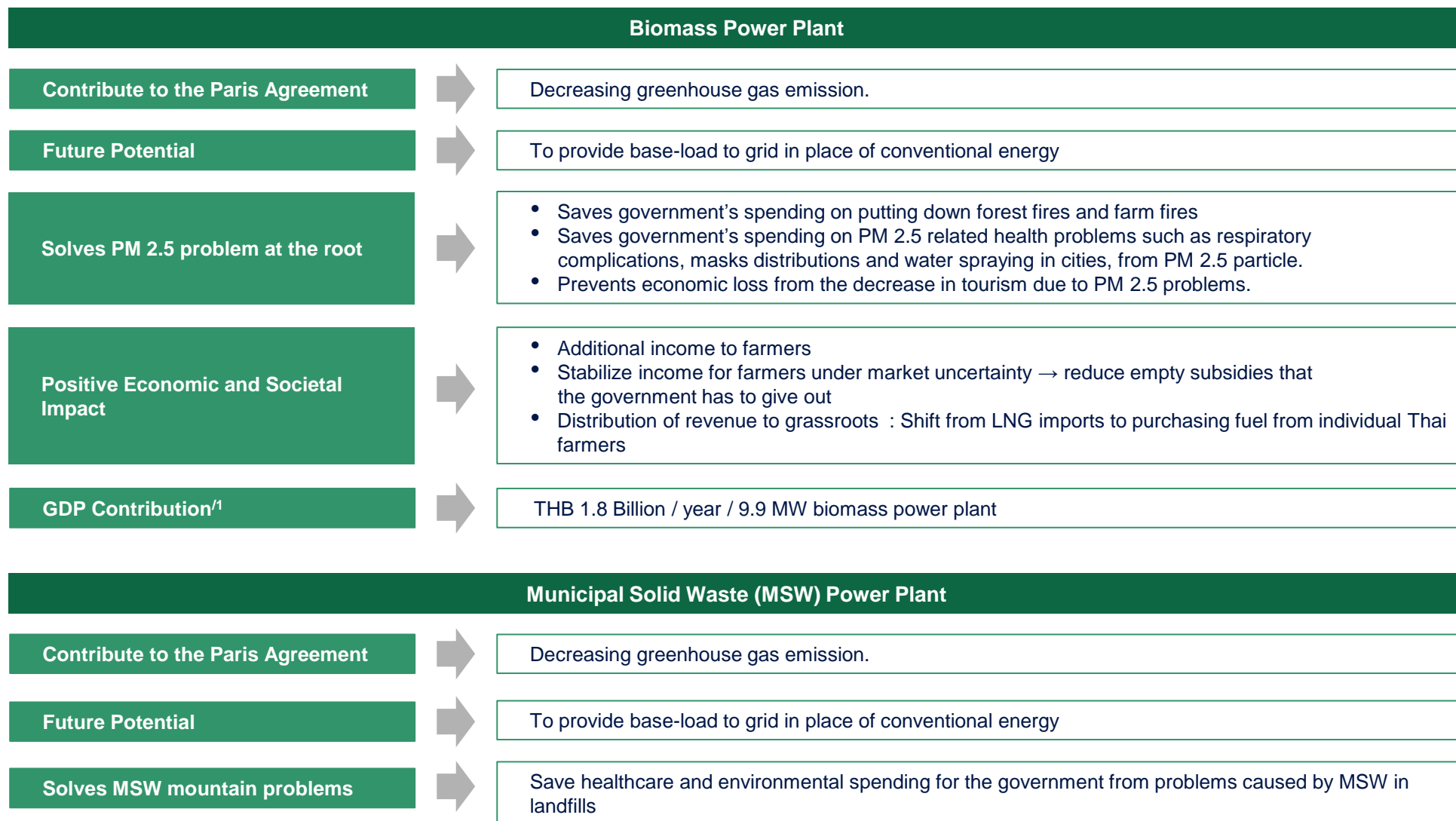


Parliament voted through motion to end all gas and diesel car by 2025



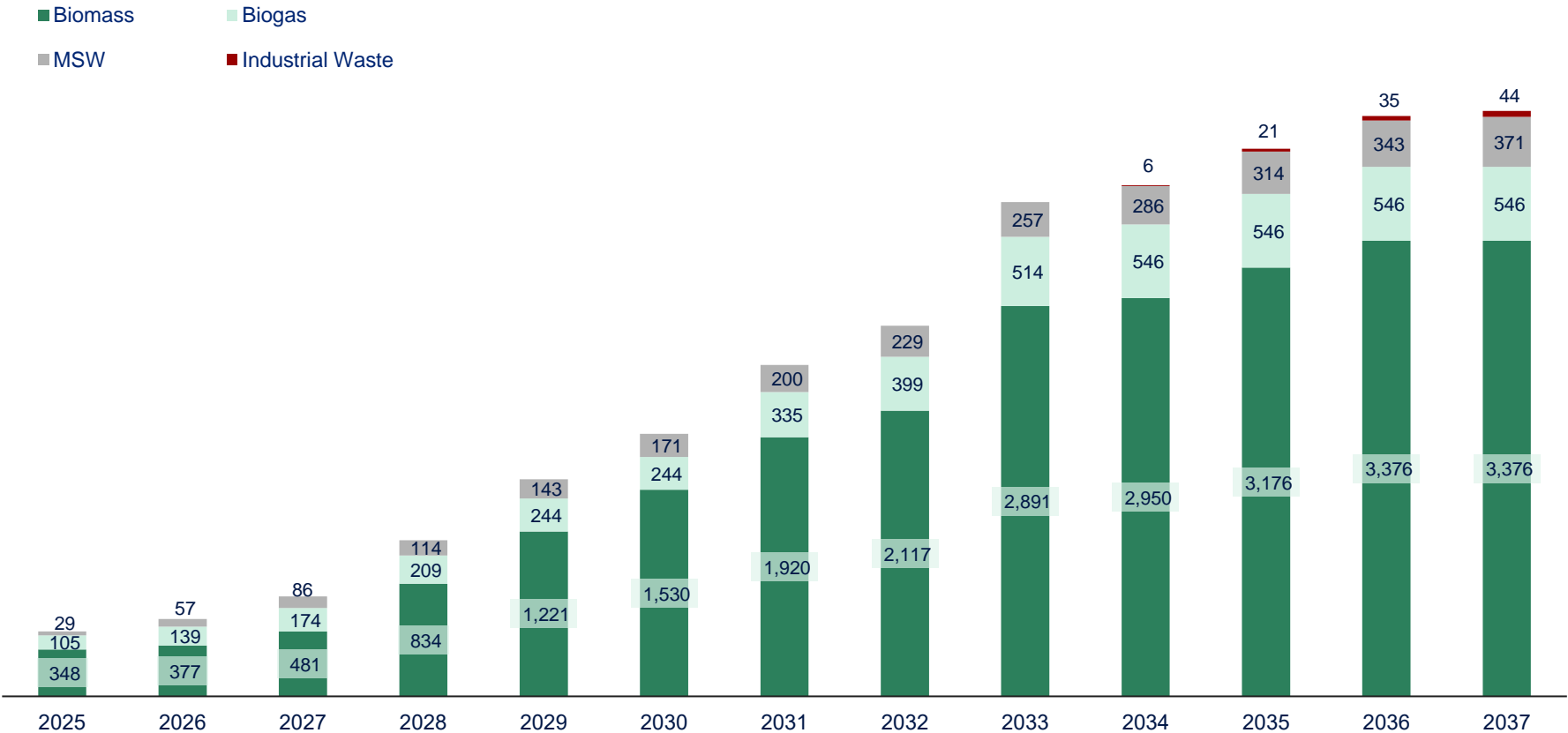
Plans to sell only 100% EV or hybrid/electric onward

# Total Societal Impact (TSI) and Environmental, Social & Governance (ESG)



Continuous growth with existing PPA along with future potential growth supported by favorable government renewable energy policy

## 2025 – 2037 Contract Capacity MW according to PDP 2018



Source: Power Development Plan 2018

Remark: /1 Including APP's capacity MW of 9.9, Currently, APP's shareholders sent LOI for APP share purchase proposal to ACE

/2 Estimated timeline : Currently, Arbitration result states that PEA has to return PPA to ACE and with the assumption that normally power project's construction period is approx. 2 years



