

Absolute Clean Energy Public Company Limited

Brief Company Information October 2026

Ticker : ACE

Disclaimer

The information contained in this presentation is strictly confidential and is provided by Absolute Clean Energy Public Company Limited (the "Company") to you solely for your information which is the same information as that contained in the recent filing and draft prospectus submitted to the Thai Securities and Exchange Commission. Neither this presentation nor any part hereof may be (i) used or relied upon by any other party or for any other purpose; (ii) copied, photocopied, duplicated or otherwise reproduced in any form or by any means; or (iii) redistributed, passed on or otherwise disseminated, to any other person either in your organization or elsewhere, without the prior written consent of the Company and its respective affiliates or advisors. By attending this presentation, participants agree not to remove this document, or any materials provided in connection herewith, from the conference room where such documents are provided without the prior express consent from the Company and its respective affiliates or advisors.

Although care has been taken to ensure that the information in this presentation is accurate, and that the opinions expressed are fair and reasonable, no representations or warranties, express or implied, are made as to, and no reliance should be placed on, the accuracy, fairness or completeness of the information presented or contained in this presentation. The information is subject to any change without notice whether before or after such change is made, its accuracy is not guaranteed, has not been independently verified and it may not contain all material information concerning the Company and its subsidiaries. None of the Company nor any of its respective affiliates or advisors nor any of its or their respective members, directors, officers, employees or affiliates assumes any responsibility or liability for, the accuracy or completeness of, or any errors or omissions in, any information contained herein. Accordingly, none of the above nor any other person accepts any liability (in negligence, or otherwise) for any loss arising from or in connection with any use of this presentation or its contents.

This presentation is for information purposes only and does not constitute or form whole or part of any offer, invitation or solicitation by or on behalf of the Company for sale or subscription of or solicitation or invitation of any offer to or recommendation to buy or subscribe for any securities of the Company, nor shall it or any part of it form the basis of or be relied on in connection with any contract, commitment or investment decision in relation thereto (“Securities”) in Thailand, the United States or any other jurisdictions. Any recipient considering a purchase of Securities is hereby reminded that any such purchase should be made solely on the basis of the information contained in a final offering document (which may be different from the information contained in this presentation) and subject to the selling restrictions set out therein. No public offering of the Securities will be made in the United States or in any other jurisdiction outside of Thailand where such an offering is restricted or prohibited. This presentation should not be construed as legal, tax, investment or other advice. The information contained herein does not take into consideration the investment objectives, financial situation or particular needs of any particular investor, and should not be treated as giving investment advice.

In addition, this presentation contains certain financial information and results of operation, and may also contain certain projections, plans, strategies, and objectives of the Company, that are not statements of historical fact which would be treated as forward looking statements that reflect the Company's current views with respect to future events and financial performance. These views are based on a number of estimates and current assumptions which are subject to business, economic and competitive uncertainties and contingencies as well as various risks which are in many cases beyond the control of the Company, and which may change over time and may cause actual events and the Company's future results to be materially different than expected or indicated by such statements. No assurance can be given that future events will occur, that projections will be achieved, or that the Company's assumptions are correct. Such forward-looking statements are not guarantees of future performance and accordingly, the actual results, financial condition, performance or achievements of the Company may differ materially from those anticipated by the Company in the forward looking statements. The recipient is cautioned not to place undue reliance on these forward looking statements.

In providing this presentation, the Company does not undertake to provide any recipient with access to any additional information or to correct any inaccuracies herein which may become apparent.

Table of Contents

01 Company Overview

02 Industry Overview and Growth Potential

03 Company Core Competitive Advantages

04 Financial Highlights

05 ESG & CSR Highlights



Table of Contents

01 Company Overview

02 Industry Overview and Growth Potential

03 Company Core Competitive Advantages

04 Financial Highlights

05 ESG & CSR Highlights



Awards & Recognitions

5 Star CGR Rating

Effective: 28 Oct 2026

Awarded the highest 5-Star (“Excellent”) rating in the 2025 Corporate Governance Report (CGR) by the Thai Institute of Directors (IOD), for the fourth consecutive year.

Certified Member of Thai CAC

Effective: 31 Mar 2025

Officially certified as a member of the Thai Private Sector Collective Action Against Corruption (CAC).

“AAA” SET ESG Rating

Effective: 12 Dec 2025

Awarded “AAA” rating—the highest level—in the SET ESG Ratings 2025 by the Stock Exchange of Thailand, for the second consecutive year.

100 Scores AGM Rating

Effective: 6 Aug 2026

Achieved a perfect score of 100 in the 2025 Annual General Meeting Assessment by the Thai Investors Association (TIA) for the fourth consecutive year.

BBB+ Rating

Effective: 31 Aug 2026

TRIS Ratings affirmed ACE’s company rating at “BBB+” with a “Stable” outlook.

ABSOLUTE CLEAN ENERGY
PUBLIC COMPANY LIMITED

A world-leading clean and sustainable power producer, dedicated to creating value for the Environment, Society, and shareholders through Good governance.









Business Overview

ACE Business Portfolio in Thailand as of October 2026



Biomass

	Number of Projects	Total Capacity MW	Total PPA MW
In Operation	13	138.40	109.31
Pipeline	10	112.10	92.00
Total	**23**	**250.50**	**201.31**



Co-Gen

In Operation	1	114.35	90.00
Pipeline	0	0	0
Total	**1**	**114.35**	**90.00**



MSW

In Operation	2	12.00	8.90
Pipeline	9	88.20	71.75
Total	**11**	**100.20**	**80.65**



Solar

In Operation	31	202.19	108.45
Pipeline	7	40.60	20.38
Total	**38**	**242.79**	**128.83**



Biogas

In Operation	0	0	0
Pipeline	18	59.00	50.00
Total	**18**	**59.00**	**50.00**

Other Project



Waste Landfill

In Operation	1
Pipeline	0
Total	**1**

Portfolio Summary

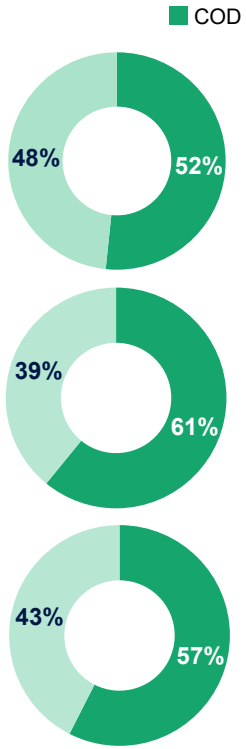

Well-Balanced Portfolio with Diversified Locations

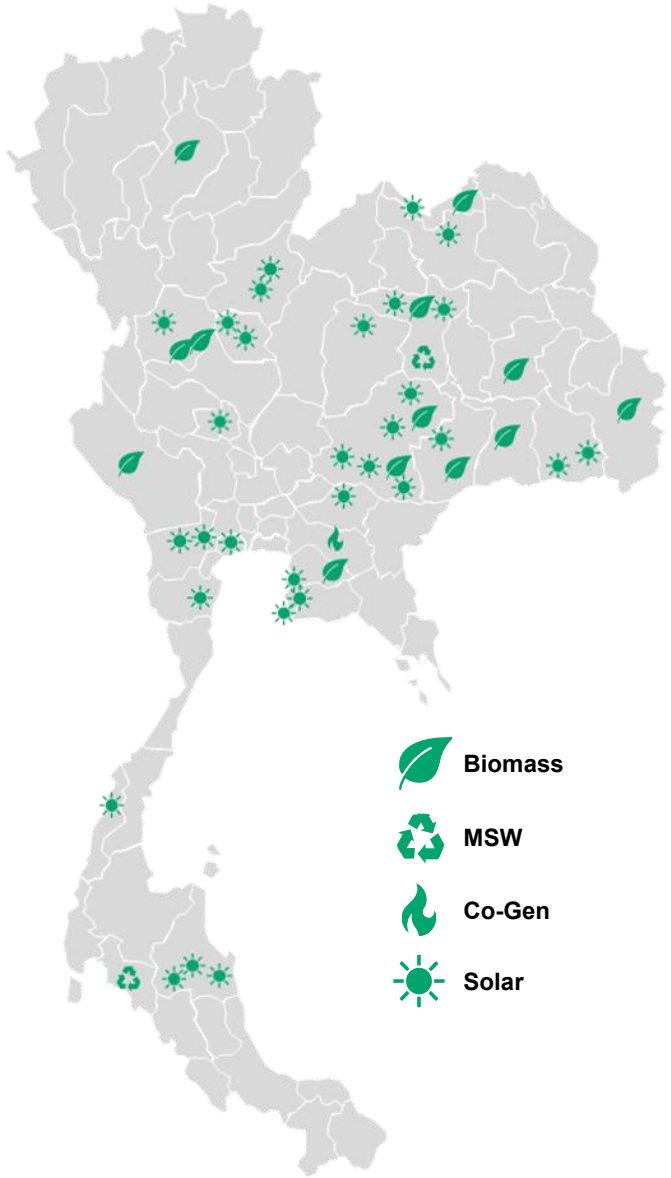

	No.	Total No.	Type	Capacity MW	PPA MW	Location	Operation Date	Status
Projects in Operation 47 Projects	1	1	Biomass	9.90	8.00	Chonburi	24 Apr 2012	In Operation
	2	1	Biomass	9.90	8.00	Khon Kean	2 May 2012	
	3	1	Biomass	9.90	8.00	Surin	30 Oct 2012	
	4	1	Biomass	9.90	8.00	Nakhon Ratchasima	16 Jan 2013	
	5	1	Biomass	9.90	8.00	Roi Et	4 Jun 2013	
	6	1	Biomass	9.90	8.00	Nong Khai	26 Dec 2013	
	7	1	Biomass	9.90	8.00	Lampang	9 Jul 2014	
	8	1	Biomass	9.90	8.00	Ubon Ratchathani	14 Aug 2015	
	9	1	Biomass	9.90	8.00	Kanchanaburi	16 Aug 2017	
	10	1	Biomass	9.50	8.00	Buriram	6 Feb 2008	
	11	1	Biomass	9.90	8.00	Nakhon Ratchasima	11 Oct 2011	
	12	1	Biomass	9.90	8.00	Kamphaeng Phet	26 Nov 2021	
	13	1	SPP Hybrid	20.00	13.31	Kamphaeng Phet	2 Apr 2024	
	14	1	MSW	6.00	4.50	Khon Kean	29 Nov 2016	
	15	1	MSW	6.00	4.40	Krabi	28 Dec 2020	
	16	1	Co-Gen	114.35	90.00	Chachoengsao	10 Feb 2017	
	17	1	Solar Farm	20.12	10.00	Nakhon Si Thammarat	23 Dec 2024	
	18	1	Solar Farm	9.06	4.51	Phitsanulok	24 Dec 2024	
	19	1	Solar Farm	16.09	8.00	Phitsanulok	24 Dec 2024	
	20	1	Solar Farm	11.84	5.89	Phichit	25 Dec 2024	
	21	1	Solar Farm	14.08	7.00	Phichit	25 Dec 2024	
	22	1	Solar Farm	8.04	4.00	Chai Nat	24 Jul 2025	
	23	1	Solar Farm	6.79	3.38	Si Sa Ket	7 Aug 2025	
	24	1	Solar Farm	16.09	8.00	Ratchaburi	21 Aug 2025	
	25	1	Solar Farm	12.07	6.00	Ratchaburi	21 Aug 2025	
	26	1	Solar Farm	8.39	4.17	Nakhon Si Thammarat	25 Aug 2025	
	27	1	Solar Farm	20.11	10.00	Nakhon Si Thammarat	25 Aug 2025	
	28	1	Solar Farm	10.48	5.21	Khon Kean	8 Sep 2025	
	29	1	Solar Farm	6.59	3.28	Ranong	18 Nov 2025	
	30	1	Solar Farm	11.63	5.78	Nong Kai	27 Feb 2026	
	31	1	Solar Farm	15.09	7.51	Kamphaeng Phet	16 Mar 2026	
	32-47	16	Private Solar	15.72	15.72	Si Sa Ket, Nakhon Ratchasima, Chaiyaphum, Prachin Buri, Khon Kean , Samut Sakhon, Chonburi, Phetchaburi, Buriram, Udon Thani	2018 - 2026	
Total	**47**			**466.94**	**316.66**			

Source: Company information as of October 2026

Well-Balanced Portfolio with Diversified Locations

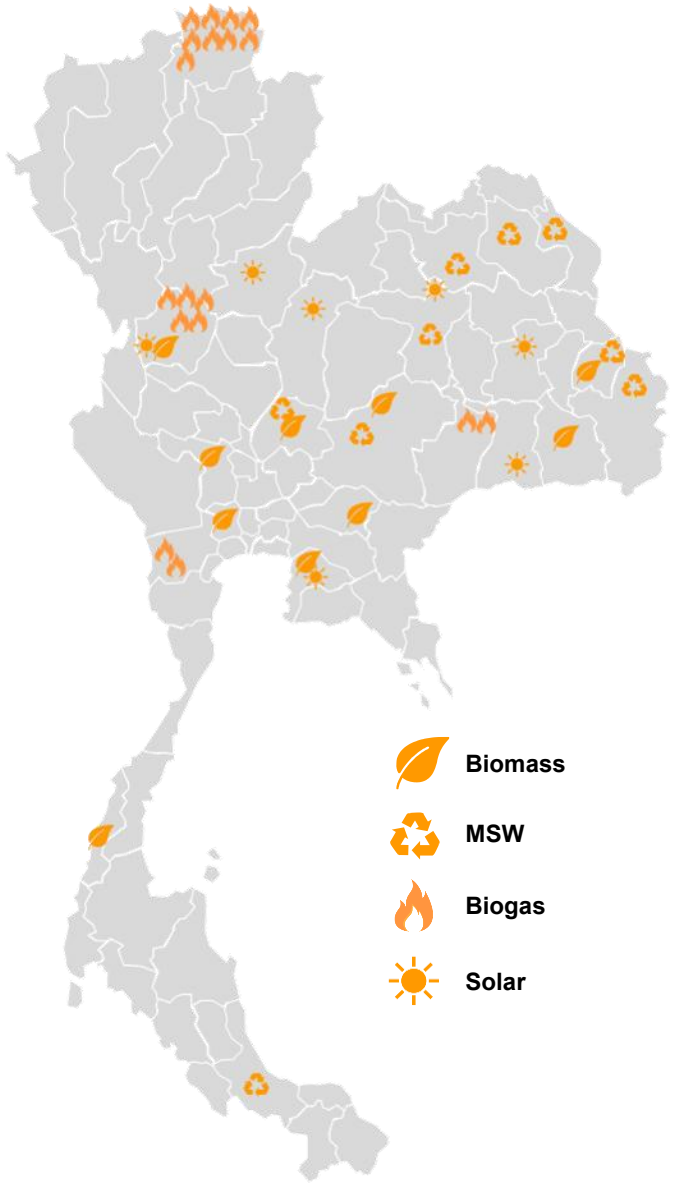

	No.	Total No.	Type	Capacity MW	PPA MW	Location	Operation Date	Status
Under Development / Pending for Development 45 Projects	1	1	Biomass	9.90	8.00	Kamphaeng Phet	Within 1H2027	PPA Signed
	2	1	Biomass	9.90	8.00	Suphanburi	Within 1H2027	PPA Signed
	3	1	Biomass	9.90	8.00	Nakhon Pathom	Within 1H2027	PPA Signed
	4	1	Biomass	9.90	8.00	Nakhon Ratchasima	Within 1H2027	PPA Signed
	5	1	Biomass	9.90	8.00	Chonburi	Within 1H2027	PPA Signed
	6	1	Biomass	9.90	8.00	Amnat Charoen	Within 1H2027	PPA Signed
	7	1	Biomass	9.90	8.00	Lopburi	Within 1H2027	PPA Signed
	8	1	Biomass	9.90	8.00	Prachin Buri	Within 1H2027	PPA Signed
	9	1	Biomass	9.90	8.00	Chonburi	Within 2H2027	PPA Signed
	10	1	SPP Hybrid	23.00	20.00	Ranong	TBD	EIA Approved
	11	1	MSW	9.00	7.75	Udon Thani	Within 1H2027	PPA Signed
	12	1	MSW	9.90	8.00	Nakhon Ratchasima	Within 2026	PPA Signed
	13-19	7	MSW	69.30[1]	56.00[1]	Khon Kaen, Sakon Nakhon, Amnat Charoen, Lopburi, Ubon Ratchathani, Songkhla, Nakhon Phanom	TBD	Project Grant Agreement signed
	20-22	3	Solar Farm	40.22	20.00	Kamphaeng Phet, Phitsanulok, Phetchabun	Within 2027	PPA Signed
	23-26	4	Private Solar	0.38	0.38	Chonburi, Surin, Khon Kaen, Roi Et	Within 2026	PPA Signed
	27-44	18	Biogas	59.00	50.00	Chiang Rai, Kamphaeng Phet, Buriram, Ratchaburi	TBD	PPA Signed
Total	**44**			**299.90**	**234.13**			

Source: Company information as of October 2026

Remark: /1 Expected Capacity upon power plant development.

ACE's Biomass Power Plants



ACP1 Ban Bueng



ALCP1 Si Chiang Mai



AAPP2 Chokchai



ACP2 Phonthong



ALCP2 Sirindhorn



AAP1 Nam Phong



ACP3 Bo Ploy



AAPP1 Tanee



ABA1 Thoen



ACP4 Khlong Khlung



BPP3 Khlong Khlung



ABE Don Mon



AAE Muang Korat

COD 13 projects ***Installed Capacity 138.40 MW***

Under development 10 projects ***Installed Capacity 112.10 MW***

ACE's MSW Power Plants





COD 2 projects ***Installed Capacity 12.00 MW***

Under development 9 projects ***Installed Capacity 88.20 MW***

ACE's Co-generation Power Plant



COD 1 project ***Installed Capacity 114.35 MW***

ACE's Solar Farm Projects



Thung Song 1
COD: 23 Dec 2024



Kaeng Sopha
COD: 24 Dec 2024



Wat Bot
COD: 24 Dec 2024



Dong Suea Luang
COD: 25 Dec 2024



Pho Prathap Chang
COD: 25 Dec 2024



Phayu
COD: 24 Jul 2025



Hankha
COD: 7 Aug 2025



Chombueng 1
COD: 21 Aug 2025



Chombueng 2
COD: 21 Aug 2025



Na Bon 2
COD: 25 Aug 2025



Thung Song 2
COD: 25 Aug 2025



Nong Ruea
COD: 8 Sep 2025



Ranong
COD: 18 Nov 2025



Sri Chiang Mai
COD: 27 Feb 2026



Salokbat
COD: 16 Mar 2026

COD 15 projects ***Installed Capacity 186.47 MW***

Under development 3 projects ***Installed Capacity 40.22 MW***

ACE's Solar Rooftop Projects / Floating Solar Project



Chonburi



Chonburi



Nakhon Ratchasima



Nakhon Ratchasima



Samut Sakhon



Nakhon Ratchasima



Chaiyaphum



Khon Kaen



Prachinburi



Prachinburi



Buriram



Nakhon Ratchasima



Phetchaburi



Chonburi



Buriram



Udon Thani

COD 16 projects ***Installed Capacity 15.72 MW***

Under development 4 projects ***Installed Capacity 0.38 MW***

Strategy, Core Value & Competency

ACE's Core Competency

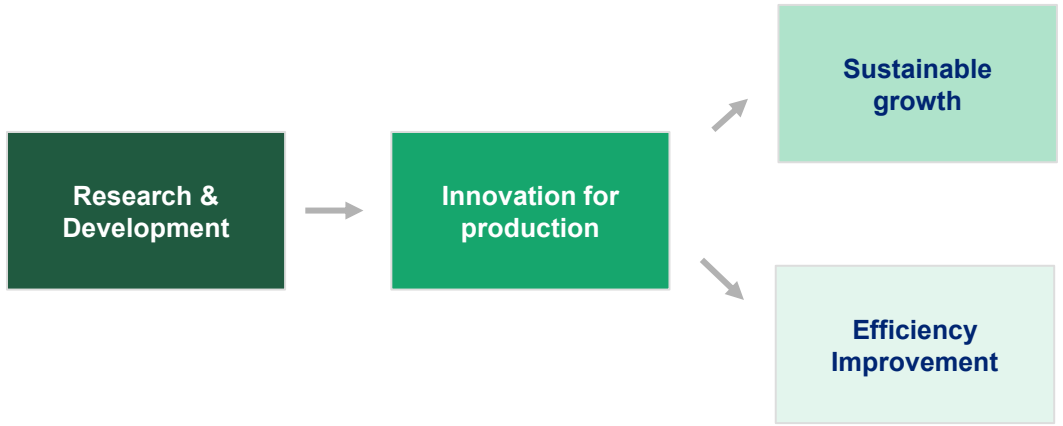

ACE's Core Value Operation



ACE's Strategy

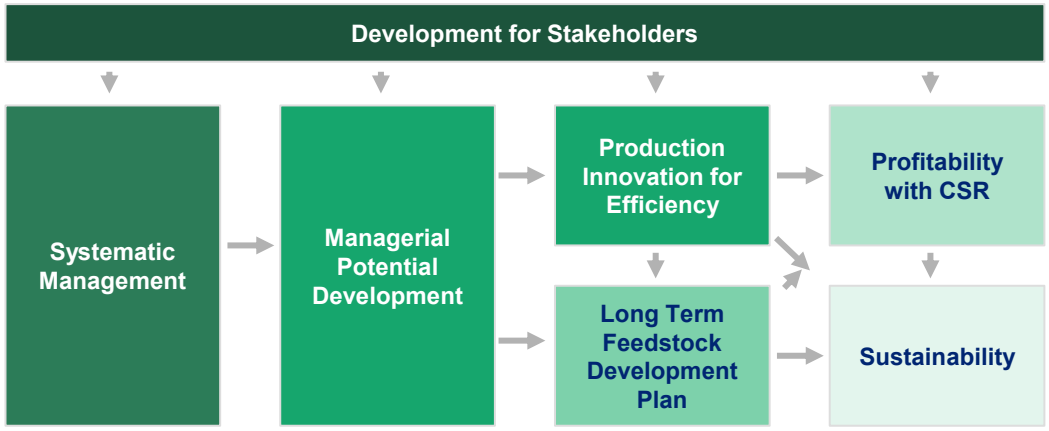

ACE's Corporate Culture

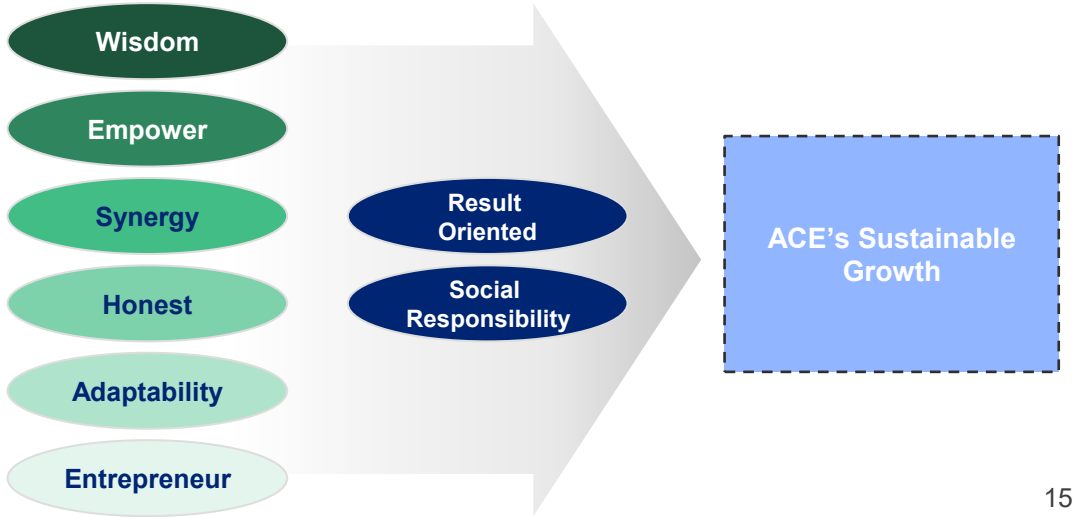

Table of Contents

01 Company Overview

02 Industry Overview and Growth Potential

03 Company Core Competitive Advantages

04 Financial Highlights

05 ESG & CSR Highlights



Clean energy growth opportunities

Continuous growth with existing PPA along with future potential growth supported by favorable government renewable energy policy

2025 – 2037 Contract Capacity MW according to PDP 2018

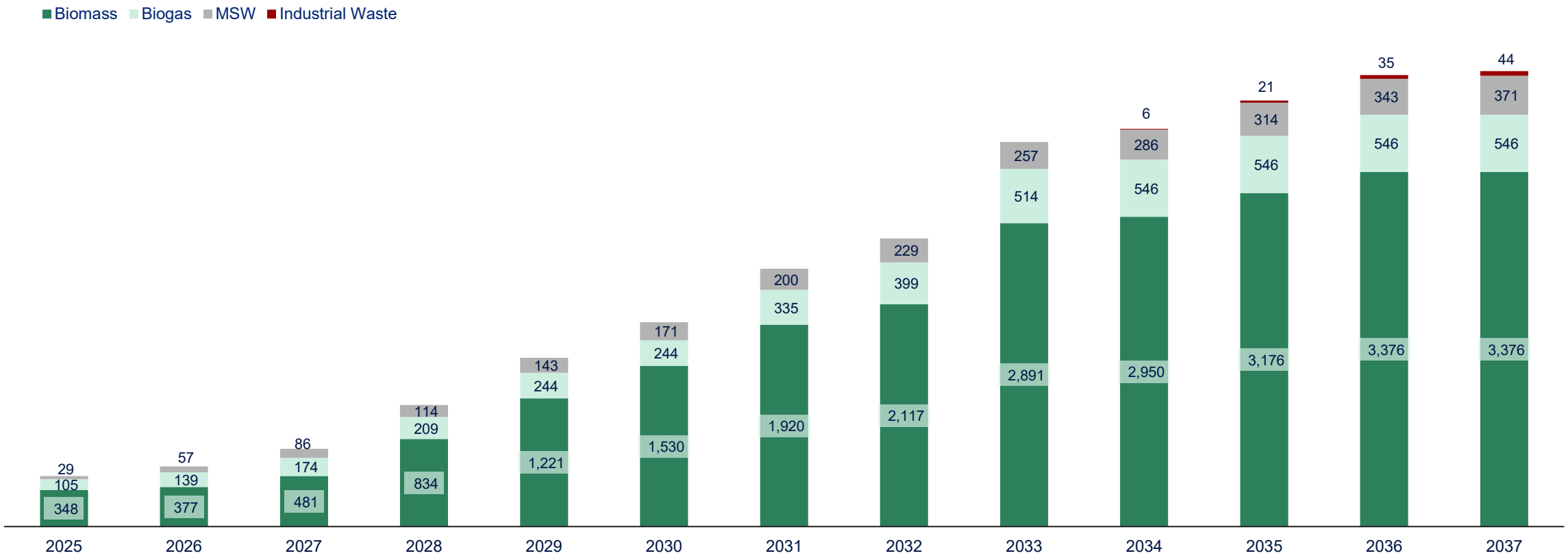

Source: Power Development Plan 2018

Table of Contents

01 Company Overview

02 Industry Overview and Growth Potential

03 Company Core Competitive Advantages

04 Financial Highlights

05 ESG & CSR Highlights



ACE's Key Strengths and Opportunities

ABSOLUTE CLEAN ENERGY PUBLIC COMPANY LIMITED

1 Thailand's Leading Integrated Power Producer with Highest Growth Potential

- Largest and fast-growing Biomass Power Producer supported by PPA with PEA in Thailand
- No. 1 Renewable Power Producer in Thailand in terms of Equity MW Growth

2 World Megatrend

- "Electrification" Era
- Global & Thailand Commitment to Zero Carbon which implies the rise of renewable energy
- Biomass is one of the most reliable renewable energy that can replace the base load provided by conventional energy.
- ESG Business

3 Continuous Growth from Projects in the Pipeline and Future

- Power Plant's PPA with exceptional tariff rate
- Better technology which leads to higher efficiency and less feedstock / kWh
- Economy of Scale resulting in lower CAPEX, OPEX, and SG&A
- 28% share in the latest biomass power plant bidding

4 Efficient Operational Capabilities with Continuous Improvement

- Lower Feedstock and O&M cost which leads to higher margin
- Stronger creditworthiness which leads to lower financing cost
- Peer-to-Peer Electricity Trading which leads to additional electricity sales

5 Low Downside Risk

- Secured Demand & Cashflow (Long term Power Purchase Agreement with the Government)
- Proven Operational Excellence & Feedstock Management
- Our business model commits to the greater good and has a positive Total Societal Impact (TSI)

ACE's 3 Core Value Represent Competitive Advantage to Secure New PPAs

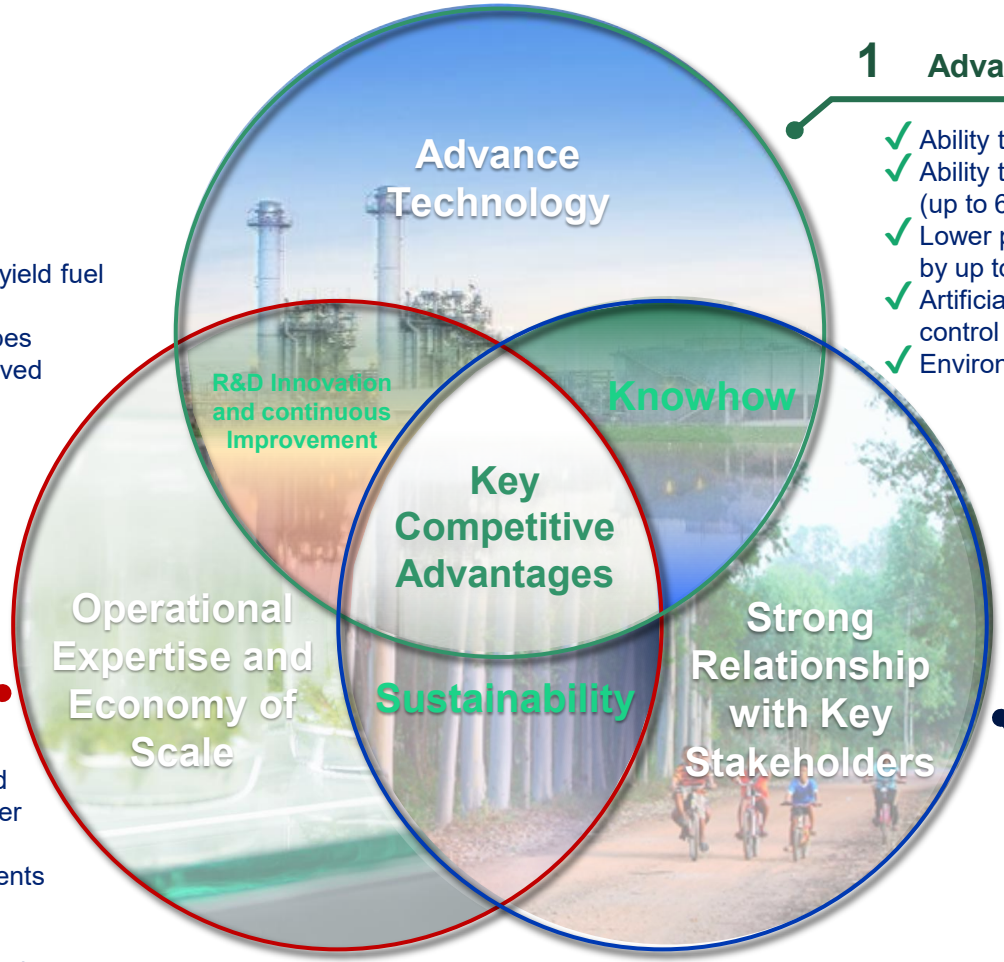

R&D

- ✓ Fast growing and high yield fuel crops and fuel trees
- ✓ New Biomass Fuel Types
- ✓ Machineries and improved design

1 Advanced Technology

- ✓ Ability to use multiple types of biomass fuels
- ✓ Ability to use high moisture feedstocks (up to 65%)
- ✓ Lower plant heat rate = decrease fuel consumption by up to 30%
- ✓ Artificial Intelligence, IoTs and Big data for cost control and operations improvement
- ✓ Environmentally friendly

Knowhow

- ✓ Low O&M cost
- ✓ Strong & capable team of professionals ready to handle new projects

2 Operational Expertise & Economy of Scale

- ✓ Proven track record in building and running numerous successful power plants projects
- ✓ Continuous operational improvements
- ✓ Economy of scale
- ✓ Strong feedstock purchasing team
- ✓ Large and efficient logistic and supply chain networks (over 40 years in the making)

3 Relationship with Key Stakeholder

- ✓ Major shareholders' plantation business can support long-term feedstock development plan
- ✓ Strong & long-term relationship with communities and farmers
- ✓ Strong relationship with lenders

Sustainability

- ✓ Feedstock security
- ✓ Financial security
- ✓ Community support

Secured Cash Flow Supported by PPA with EGAT/PEA

Reliable revenue source with high efficiency and controlled cost can guarantee cash flow to the company

	Biomass	MSW	Co-Generation	Solar
Revenue Contribution	Industrial Users EGAT Power for Thai Happiness / PEA 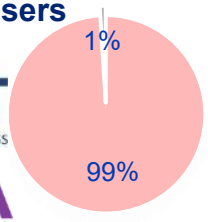	Industrial Users PEA 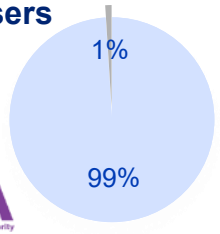	Industrial Users EGAT Power for Thai Happiness 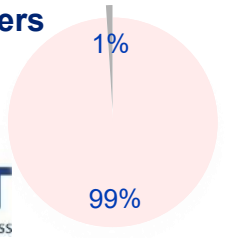	Industrial Users PEA 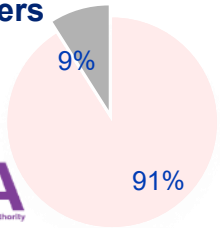
Availability Factor[/1] ***Capacity Factor[/1]***	AF : 97% *CF : 99%*	AF : 82% *CF : 95%*	AF : 95% *CF : 94%*	AF : 100% *CF : 53%*
Feedstock Sufficiency	• ~10,000 MW available • Feedstock development plan	• MSW service agreement with government	• Long term purchase agreement with PTT	• Located in areas with consistent sunlight
Feedstock Cost Control	Controllable	No feedstock Cost	Cost pass-through	No feedstock Cost
Upside Potential	✓ Potential Sales to IUs ✓ ~15-20 operation years after PPA[/2]	✓ Tipping fee ✓ Potential Sales to IUs	✓ Potential Sales to IUs ✓ ~25 operation years after PPA[/3]	✓ Potential Sales to IUs ✓ ~25 operation years after PPA
Result	**Secured cashflow with upside potential**			

Remark: 1/ AF and CF of Q3'2026
2/ Third party technical report stated that general biomass powerplant has an average useful life of 25-30 years or greater in case of proper recurring maintenance
3/ Third party technical report stated that general natural gas powerplant has an average useful life of 30-60 years

Table of Contents

01 Company Overview

02 Industry Overview and Growth Potential

03 Company Core Competitive Advantages

04 Financial Highlights

05 ESG & CSR Highlights



Robust Revenue Growth with Diversified Revenue Mix

Revenue

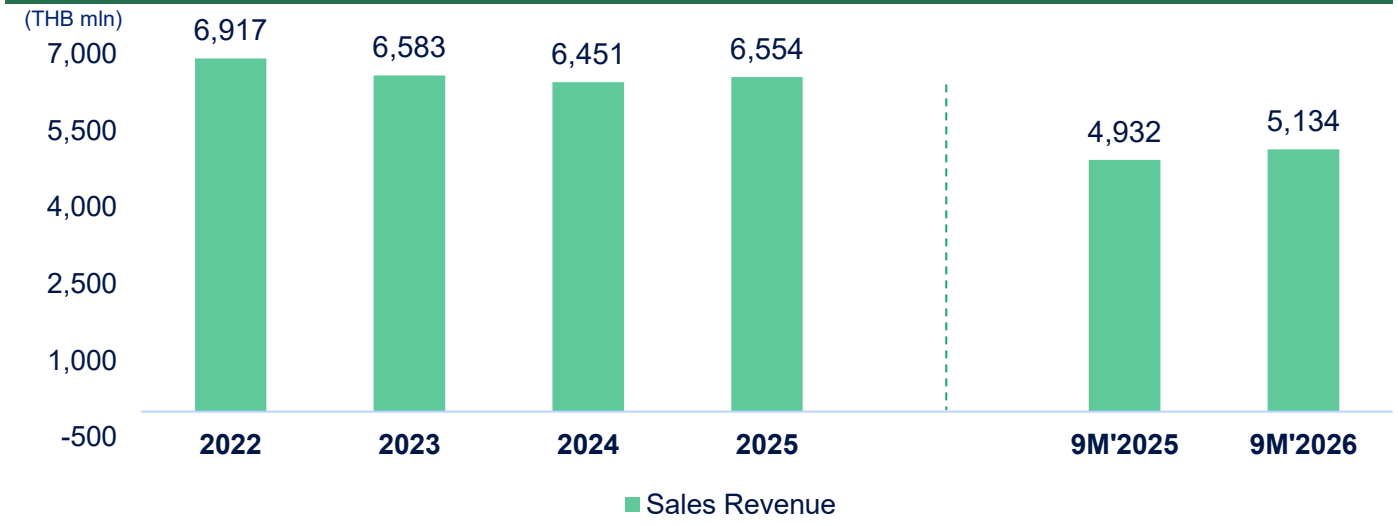

Revenue Breakdown by Customer

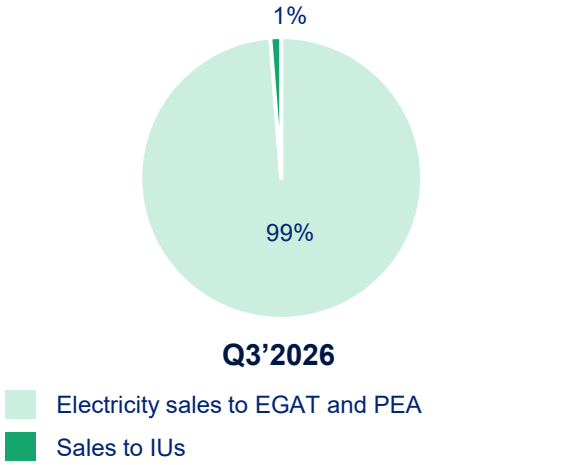

Revenue Breakdown by Type of Power Plant

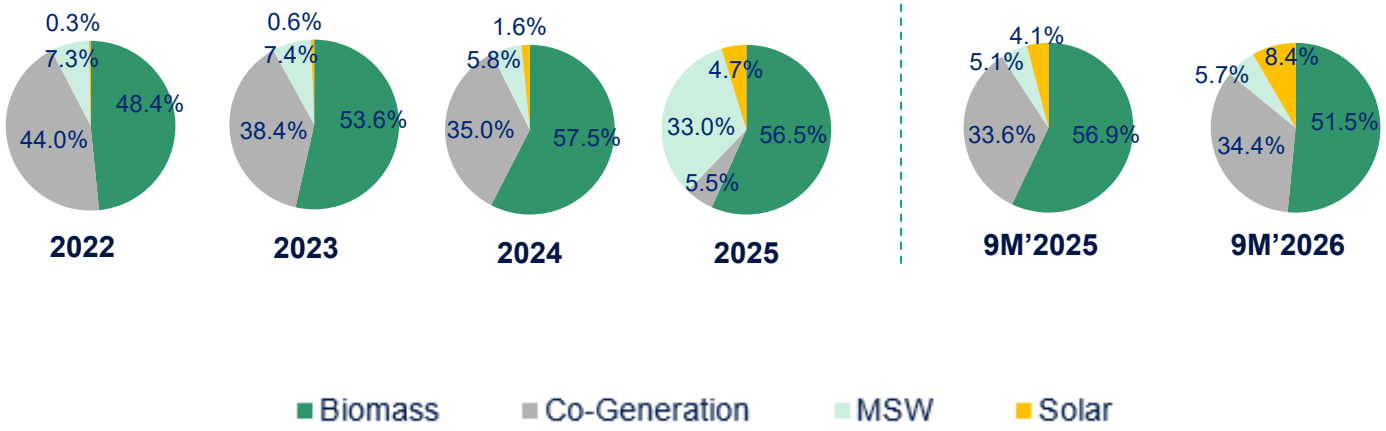

Key Observation

- **Biomass and co-generation** accounts for the majority of ACE's revenue in 9M2026 at 51.5% and 34.4% respectively.
- ACE's primary source of revenue is secured by **EGAT and PEA.**

Robust Financial Performance

Financial track record shows strong and consistent gross profit and EBITDA with the high margin levels.

Gross Profit and Gross Profit margin

(THB mln)

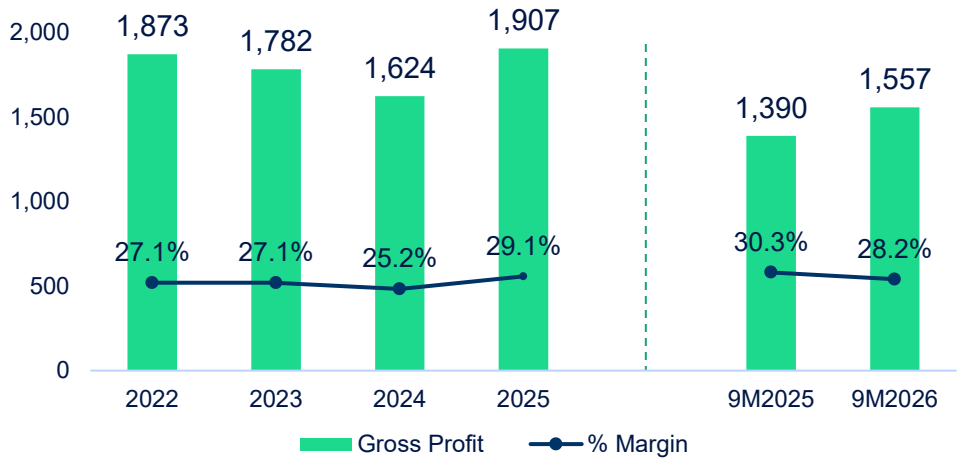

EBITDA and EBITDA margin

(THB mln)

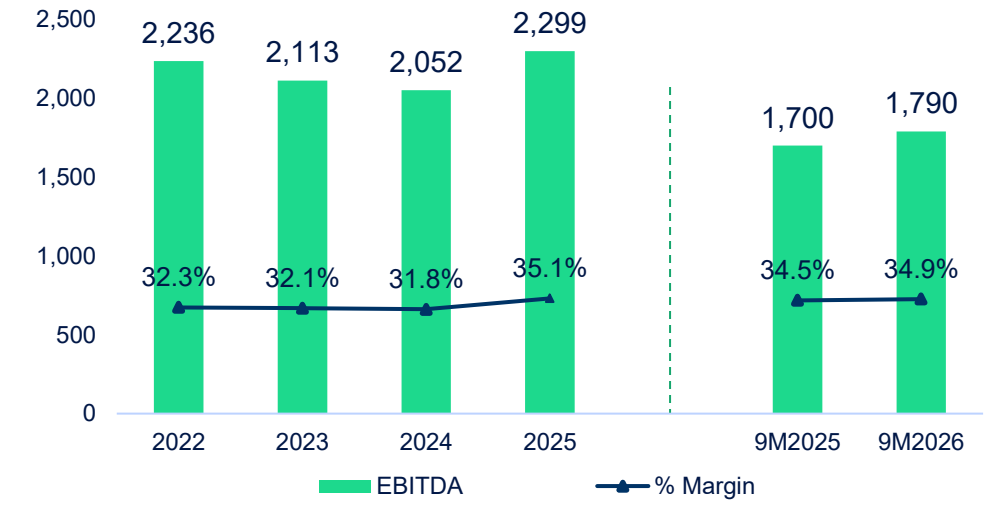

Key Observation

- Both gross profit margin and EBITDA margin maintained at the high levels, mainly from
  - Increasing efficiency in generating electricity (longer operating hours)
  - Managing both feedstock cost and operating cost

Robust Financial Performance

Financial track record shows strong and consistent revenue, EBITDA and net profit growth with continuous margin expansion.

Net Profit and Profit margin/1

(THB mln)

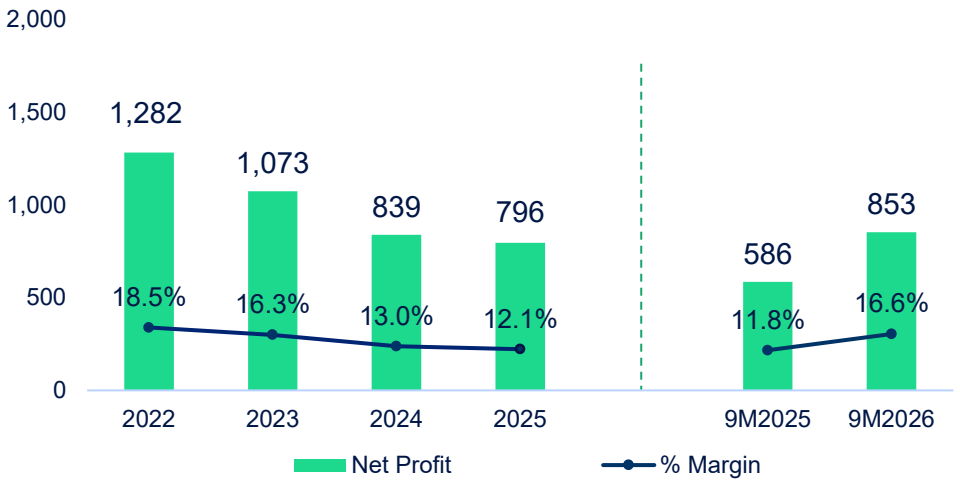

Core Profit/2 and Core Profit Margin

(THB mln)

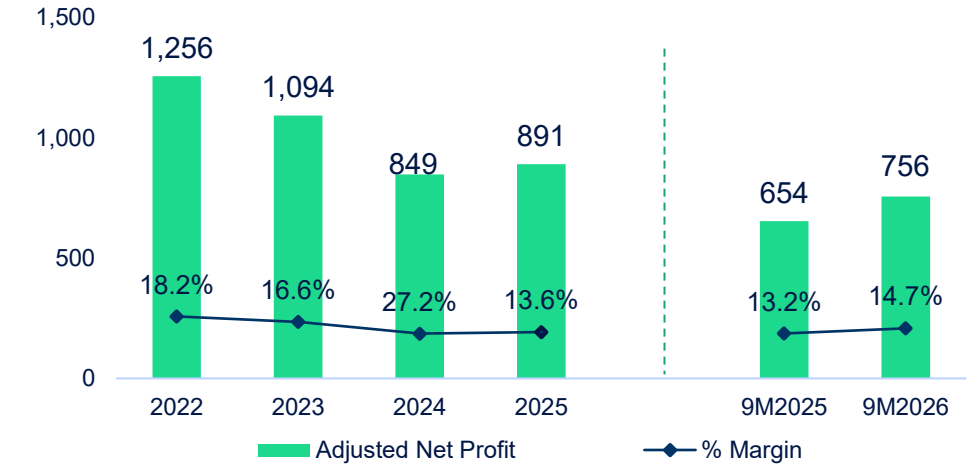

Key Observation

- Since Net profit of ACE generally include unrealized gain/loss from exchange rate from financial lease of (co-generation powerplant) which may be misleading if THB/USD exchange rate fluctuate overtime

Remark: */1 Margin divided by sale and service revenue (not including construction revenue)
/2 Core profit calculated from Net income – FX gain/(loss) – insurance claim – forward contract gain (applied in Q1'20) and other non recurring items

ACE Capital Structure and Leverage Ratio

Unit: THB mln

	As of		
	Dec 2024	Dec 2025	Sep 2026
Total Assets	**25,114**	**25,654**	**26,664**
Total interest-bearing debt	**8,052**	**8,261**	**8,037**
Cash equivalent and restricted cash	925	1,669	1,556
Net Interest-bearing debt	**7,127**	**6,592**	**6,481**
Equity	**16,161**	**16,532**	**17,288**

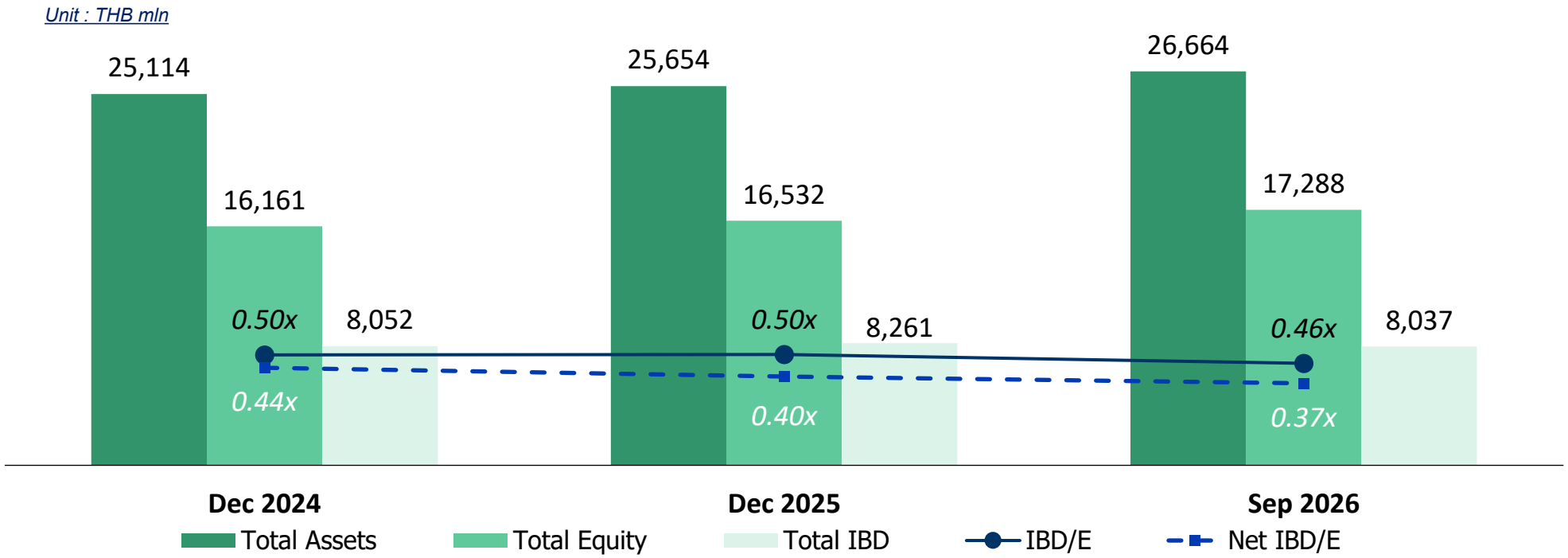

Profitability Ratio

Return on Asset (ROA)

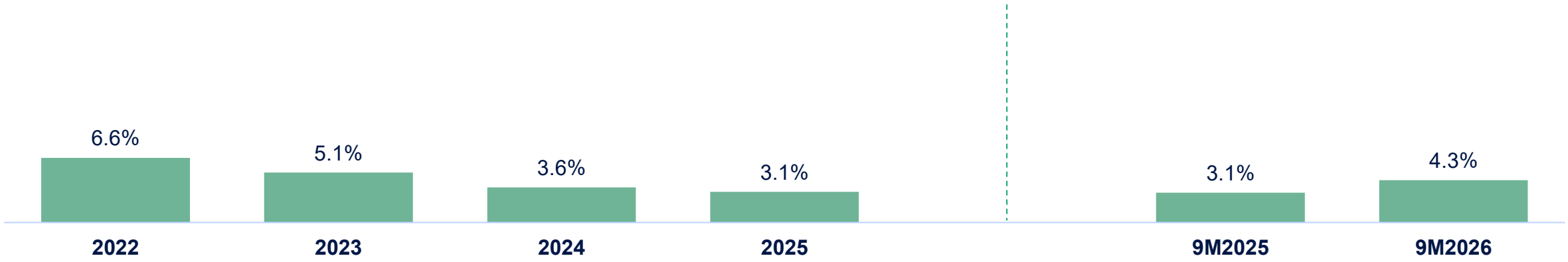

Return on Equity (ROE)

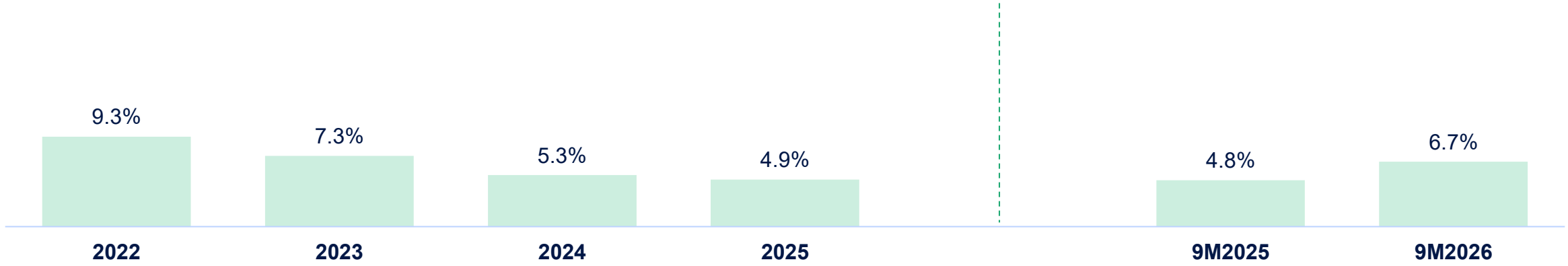

Company Outlook

ACE's revenue growth during 2026 - 2029

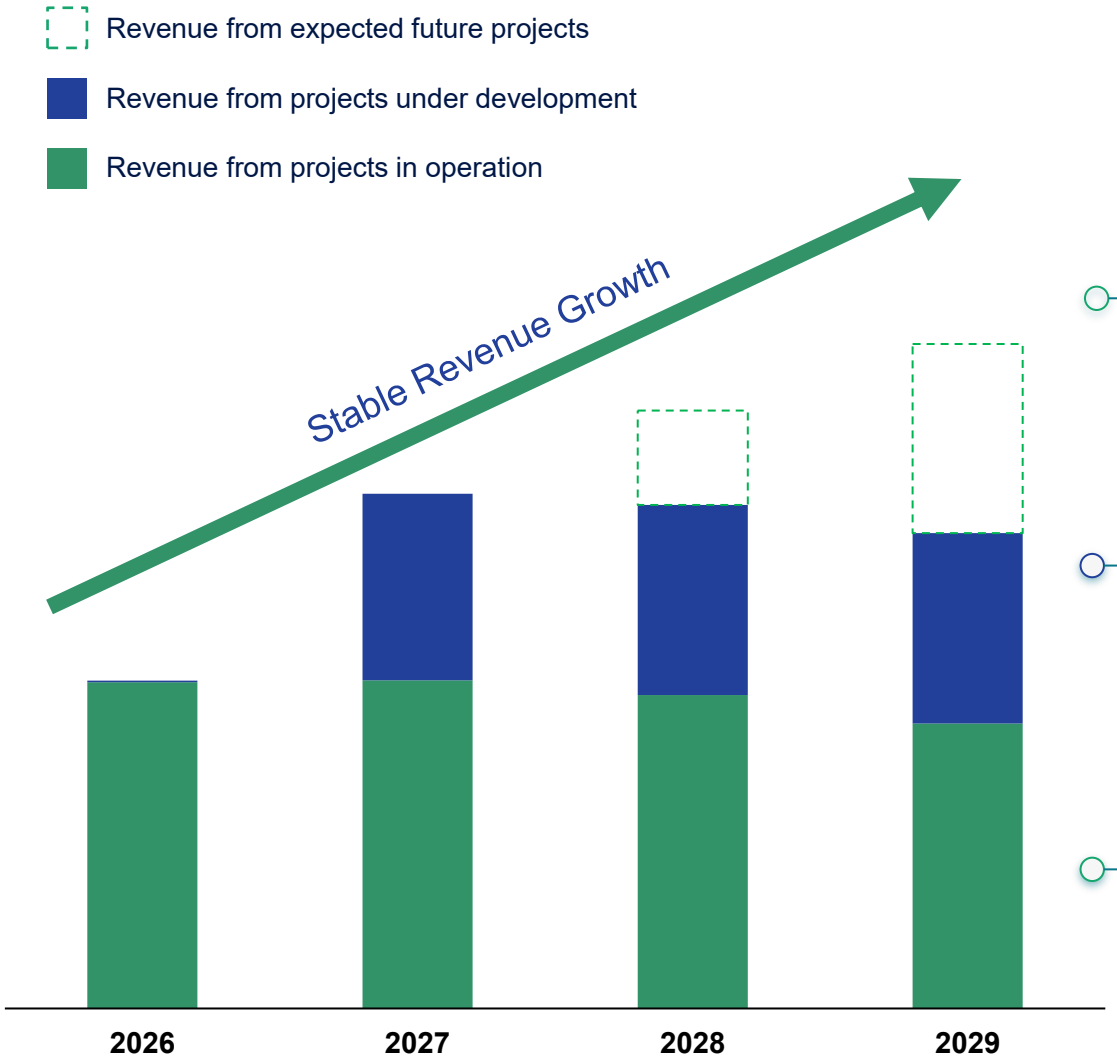

New potential renewable projects in the future

New COD projects during 2026 – 2027

45 Projects in Operation

Exhibiting robust and stable performance, alongside ongoing enhancements in the efficiency of the power plants.

Table of Contents

01 Company Overview

02 Industry Overview and Growth Potential

03 Company Core Competitive Advantages

04 Financial Highlights

05 ESG & CSR Highlights



Total Societal Impact (TSI) and Environmental, Social & Governance (ESG)

Biomass Power Plant	
Contribute to the Paris Agreement	Decreasing greenhouse gas emission.
Future Potential	To provide base-load to grid in place of conventional energy
Solves PM 2.5 problem at the root	• Saves government's spending on putting down forest fires and farm fires • Saves government's spending on PM 2.5 related health problems such as respiratory complications, masks distributions and water spraying in cities, from PM 2.5 particle. • Prevents economic loss from the decrease in tourism due to PM 2.5 problems.
Positive Economic and Societal Impact	• Additional income to farmers • Stabilize income for farmers under market uncertainty → reduce empty subsidies that the government has to give out • Distribution of revenue to grassroots : Shift from LNG imports to purchasing fuel from individual Thai farmers

Municipal Solid Waste (MSW) Power Plant	
Contribute to the Paris Agreement	Decreasing greenhouse gas emission.
Future Potential	To provide base-load to grid in place of conventional energy
Solves MSW mountain problems	Save healthcare and environmental spending for the government from problems caused by MSW in landfills

Source: Thailand Energy Academy

Towards a Greener Tomorrow

“Our pledge is to achieve Net-Zero by 2050”



Economic and Profit Outcomes 2012–Q3’2026

Revenue

THB **63,419** mln*

Net Profit

THB **9,787** mln*

People and Social Outcomes 2012–Q3’2026

Farmers’ income generated

THB **14,274** mln*

from feedstock purchases

In 2026, more than

646

local people were employed across 15 provinces

Environment and Climate Outcomes 2012–Q3’2026

Reduce CO_2 emissions more than

4.57

million tCO_{2e}*

Prevent agricultural burning (PM2.5) more than

19.30

million rai*

2016–Q3’2026

Prevent leachate from landfills more than

260

million liters*

Dispose waste from community more than

2.27

million tons*

*Accumulated data

Net-zero Strategy and Targets

Short-term

1. **Expand renewable power plants to help reduce GHG emission**

2. **Utilize resources efficiently in power plant operations**
   - Complete combustion
   - Efficient thermal energy utilization
   - Zero discharge
   - Water recycling

Long-term

3. **Implement GHG removal projects**
   - Afforestation
   - Carbon capture & storage

4. **Reach Net-zero by 2050**



Our Successful Projects (Short-term)

Renewable energy portfolio expansion

- Biomass → 10 projects (Total capacity 112.10 MW)
- Biogas → 18 projects (Total capacity 59.00 MW)
- Solar → 7 projects (Total capacity 40.60 MW)
- MSW → 9 projects (Total capacity 88.20 MW)

R&D to help improve combustion efficiency





Our Successful Projects (Short-term)

Water Recycling Process





Leachate



MBR



UF



RO







Zero Waste Discharge

from MSW Power Plant

Our Successful Projects (Long-term)

GHG Removal (Afforestation)





Afforestation Project

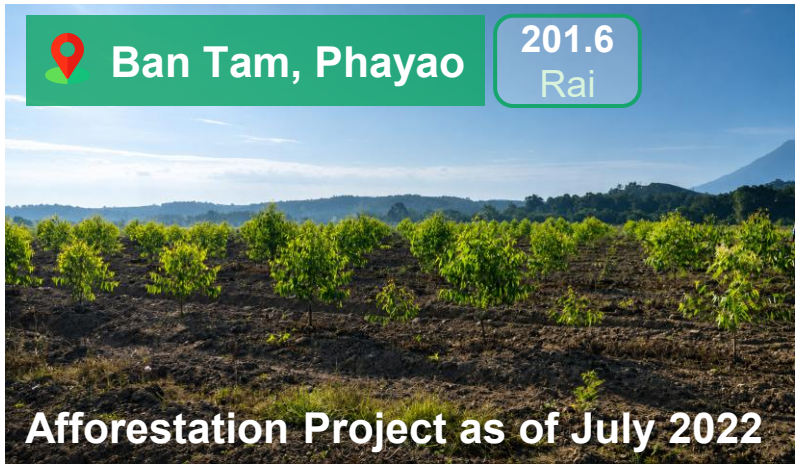



Since the Project launched in July 2022, a total of 2,760.18 tCO_2e has been sequestered as of 31 March 2026.



Afforestation Project as of June 2026

Ban Tam, Phayao

201.6 Rai


ACE
Afforestation Project as of June 2026
Ban Tam, Phayao
201.6 Rai

Afforestation Project

Afforestation Project as of June 2026

Ban Tam, Phayao **201.6 Rai**





Afforestation Project

Afforestation Project as of June 2026

Ban Tam, Phayao **201.6 Rai**





Im Thong Pan Suk Project

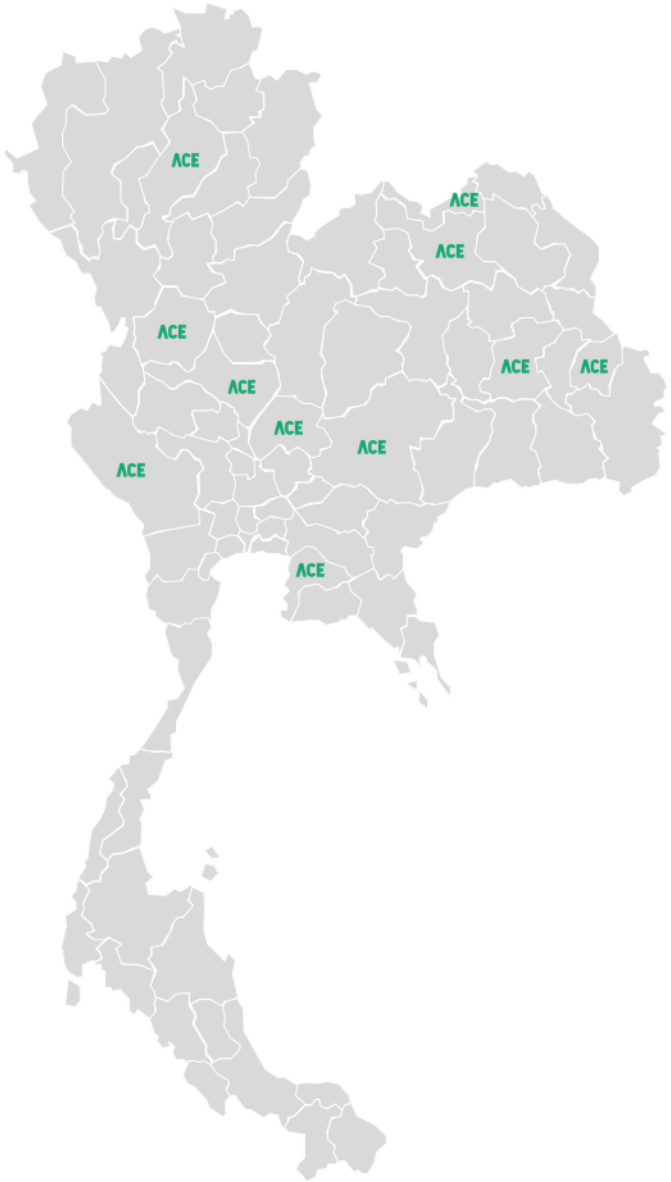













The company recently held the **"Im Thong Pan Suk" project,** dedicated as a merit-making offering to Her Majesty Queen Sirikit The Queen Mother and Her Royal Highness Princess Bajrakitiyabha Narendiradebyavati, through the provision of lunches and essential supplies to communities surrounding its power plants in multiple areas — including Chonburi, Nakhon Ratchasima, Nakhon Sawan, Roi Et, Amnat Charoen, Kamphaeng Phet, Lampang, Kanchanaburi, Nong Khai, Udon Thani, and Lopburi — helping ease living costs and improve quality of life for more than 15,000 people in these areas.

Less Burning More Earning







Promote Eucalyptus Planting to Create Jobs and Income for the Community







Business Targets and Results (Long-term)

R&D to improve combustion efficiency and Feedstock security















From R&D to Sustainability for Everyone

Our CSR projects

















Empowering Education

Fueling Tomorrow’s Success

Our CSR projects












ACE
ABSOLUTE CLEAN ENERGY
PUBLIC COMPANY LIMITED

Growing
Side by Side
A Stronger
Community
for All













Thank you

For further inquiry

www.ace-energy.co.th

Email : ir@ace-energy.co.th